



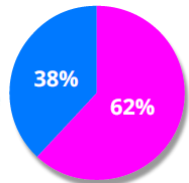
Jeff Muir, from Boscowan CEP, designed the Survey format and has been analyzing the paper copy and online responses. He was pleased to report that of the 1,022 surveys distributed we had 231 paper copies returned, and a further 27 completed using the online Survey Monkey. Jeff met with the steering committee in August to give us the analysis of the results and some of his initial conclusions on how to proceed.

Highlights of the analysis include:

Q26: – 91% of those responding thought that we should prepare a Neighbourhood Plan for Dobwalls and Trewidland parish!

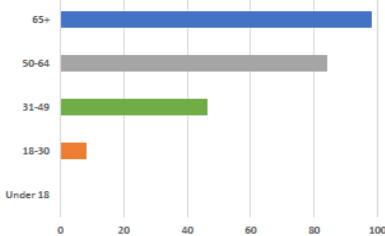
Response rate - Fairly good for a Neighbourhood Plan. Which including online responses, gives a return rate of **25.2%**.

Geographical spread: survey responses are broadly representative of the whole parish in terms of population numbers in main settlements and rural areas.



Gender Breakdown:
Women are clearly over represented in the data by about 10% over 2011 census ratios

Age range represents the most serious skewing of the data. Over 65's are considerably over represented (by about 16%) and younger people significantly under represented.




Key results of the 2018 Residents' Survey

Q1: results showed that respondents clearly enjoy the natural environment of the parish and

protecting that beauty is very high on the list of priorities.

Q3: Preservation of open/ green spaces is the most important issue with 78% of respondents selecting this choice.



Q4: Protection/ provision of Community facilities (cafés, pubs, local shops, post offices etc.) ranked highest in terms of community health and wellbeing choices.

Q6: of respondents who felt that public transport was not adequate, 65% felt that more frequent buses would improve the situation, and 54% felt that joining up the timetables to other transport links would be beneficial.

Q11: asked about the most important facilities and resources for young people, 73% of respondents felt that safe, age appropriate areas of recreation were most important, with 47% second for safe walking routes to Schools. 40% felt that evening events / clubs for teens was important



The survey showed a particularly strong need for improved community facilities/ meeting places in Trewidland.

Q16: 74% of respondents felt that building land should be made available to enable elderly,

disabled or vulnerable people with a link to the parish to live independently

Q22 and 23: 14 % of respondents did run a business in the parish and of those, 81% ran it from home.

Q25: The top three types of business units respondents thought were needed in the parish are:

- workshop/light industrial units 33%
- micro-farm/ market gardening land and units 31%
- and Live/work units 22%

Q19 and 20: Around half of respondents felt that the NP steering group should consider settlement boundaries further, and 71% of people thought that a design guide should be produced.

FULL DETAILS OF THE RESULTS ARE AVAILABLE AT THE ROADSHOWS!

and on the NP Website

www.dobwallsandtrewidlandplan.org.uk/

Find out More!

If you would like to know more or get more involved with the development of Aims , Objectives and Policies for the Plan, please make contact with your Parish Councillor or

John Dunn - Chair of the NP Steering committee johncdunn57@hotmail.com

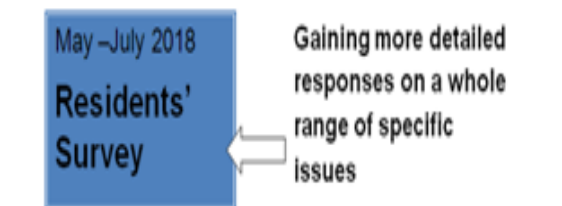
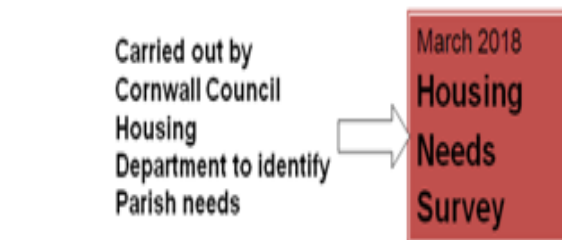
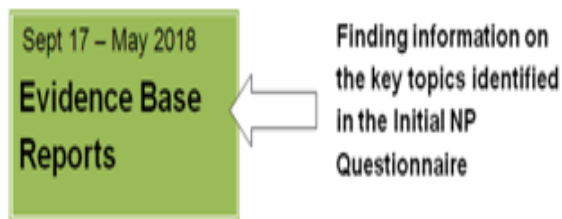
Mhairi Mackie – NP Co-ordinator mhairimackie@waitrose.com

Linda Coles – Parish Clerk dobwallstrewpc@btinternet.com

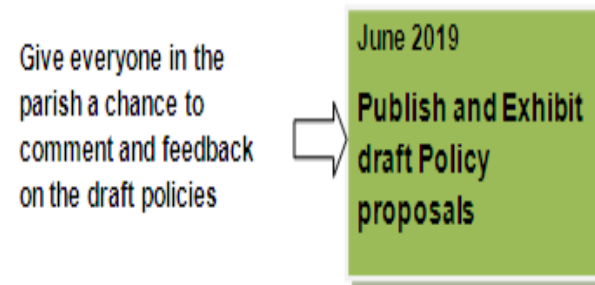
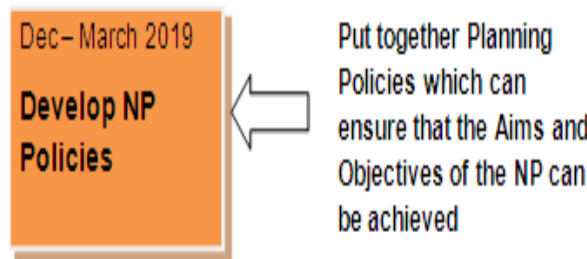
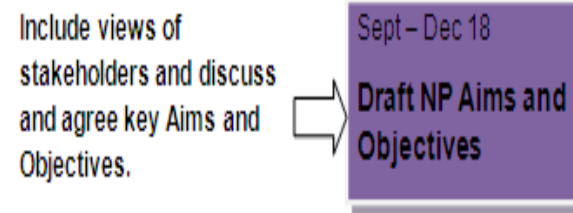
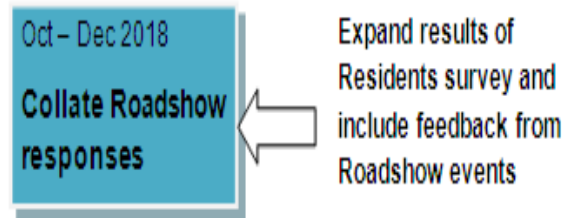


Dobwalls and Trewidland Neighbourhood Development Plan

What have we been doing?



What happens next?



Residents' Survey Results! September 2018

The results are in for the major residents' survey for the parish which went out to all households in May 2018.

If you haven't completed and returned a survey form already you can still make an online submission at:

www.surveymonkey.co.uk/r/dt-ndpsurvey